

Vario-Series • Special Panel Meters

Switch Position Indicator for Direct Voltage or Alternating Voltage 45...65 Hz



Front frame gloss black



ST1

Technical Data

Front Dimensions mm Type	25 x 25 STQ 1	Ø 25 ST 1	Ø 32 ¹⁾ ST 2
Weight approx. (kg)	0.07	0.07	0.07
Operating Voltage	300 V	300 V	300 V
Test Voltage	3.5 kV	3.5 kV	3.5 kV
Front Housing-Panel Protection	IP 52	IP 52	IP 52
Fasteners	round nut	round nut	round nut

1) Snap-on front frame included (36 x 36 mm)

Description

Switch position indicator for remote indication of contact positions at power plants and switching stations. Can also be used advantageously as an indicator in mimic diagrams.

Display

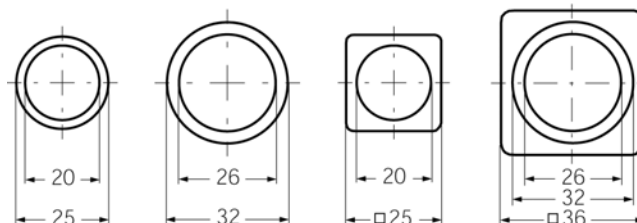
Three different displays are included: "Off", "On" and "Error" or "Disabled".

Mechanical Design

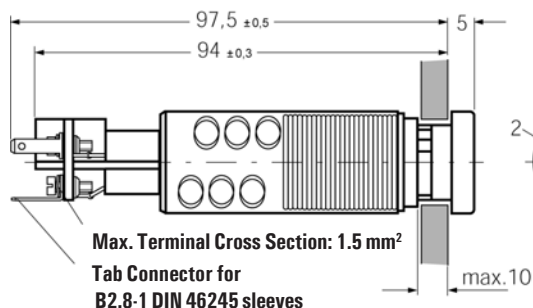
Housing Material Polycarbonate
 Terminals tab connectors, 2.8 x 0.8 mm
 Contact Protection Available as option

Front Panel Dimensions

Front frame snaps on 32 mm diameter front ring



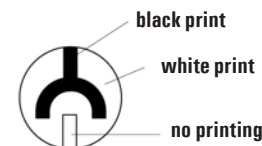
Basic Dimensions



Panel Cutout



Isolating Contact

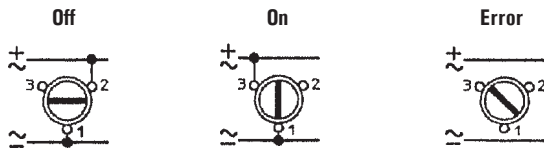


Vario-Series • Special Panel Meters

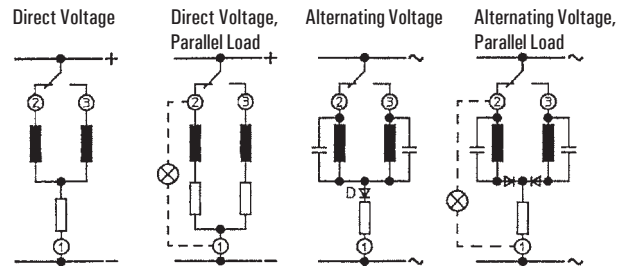
Switch Position Indicator for Direct Voltage or Alternating Voltage 45...65 Hz



Graphic Symbols



Schematic Diagrams



Please note when ordering:

Only one Identification No. with the same letter sequence may be chosen. Order No. with Identification No. N (standard model) can be left out.

'N' = Standard Version · 'A' = Extra Charge · '+' = Available without extra Charge · '-' = Not available

	Type	STQ 1	ST 1	ST 2
	Front Dim. mm	25 x 25	Ø 25	Ø 32
	Order No. ⇒	1108B	1280B	1281B
	+ ↓			
Direct Voltage ¹⁾	B1	+	+	+
24 V (0.3 W)	IL224	+	+	+
48 V (0.3 W)	IL248	+	+	+
60 V (0.4 W)	IL260	+	+	+
110 V (0.6 W)	IL511	+	+	+
125 V (0.7 W)	IL512	+	+	+
220 V (1.0 W)	IL522	+	+	+
Alternating Voltage ¹⁾	B2	A	A	A
24 V (0.3 VA)	IL624	+	+	+
48 V (0.3 VA)	IL648	+	+	+
60 V (0.4 VA)	IL660	+	+	+
110 V (0.6 VA)	IL311	+	+	+
220/230 V (1.4 VA)	IL726	+	+	+
Movement Variants ²⁾				
with parallel load	IN1	A	A	A
Scale Variants ²⁾				
with isolation contact	GA2	+	+	+
Housing Variants ²⁾				
Tropic resistant	LB1	A	A	A
full contact protection	VB2	A	A	A

1) Nominal voltage tolerance: ± 20 %

2) Applies to all types for direct and alternating voltage

Ordering Example:

Contact position indicator, front dimension Ø25 mm
for Alternating Voltage 220 / 230 V

Techn. Data Typ: ST1	Order No. 1280B, B2, IL726
-------------------------	-------------------------------